



Original storage




Created by: King Kobold


Level 1




Level 4



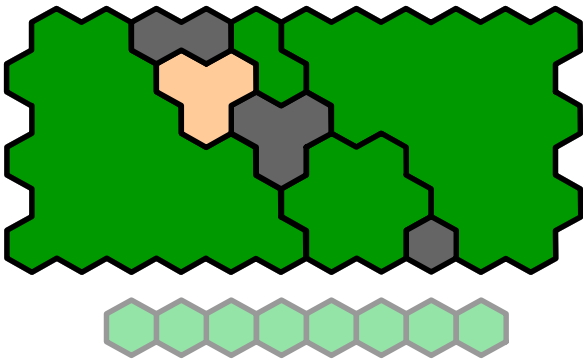
Level 2



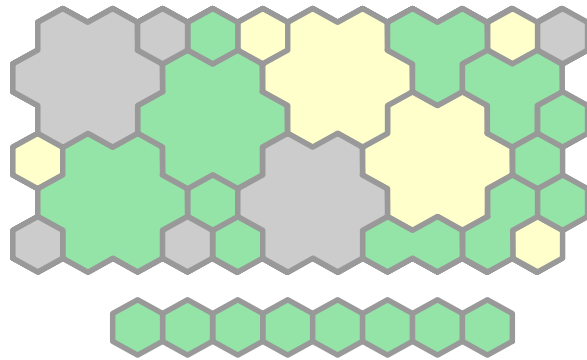
Level 5



Level 3



Starting Positions/Glyphs/Ruins



Original storage
(1-4)

Scenario Goal:

The goal of this exciting scenerio is to get all the pieces back into the box.

Scenario Setup:

All that is required for setup is a messy tabletop with a completed game of Heroscape awaiting storage.

Player Info:

Here is how the pieces fit back into the white mold (except for the dragon). Going left to right across the rows, from top to bottom:

Row 1) Small ruin, Grimnak, 1st Tarn Viking Warrior & 4th Marro Warrior, Deathwalker 9000 & Sgt. Drake, 1st Izumi Samurai & 3rd Tarn Viking, 2nd Marro Warrior & Agent Carr, Finn the Viking Champion & 3rd Airborne Elite, 4th Airborne Elite & Rear Zettian Guard

Row 2) 3rd Krav Maga & 3rd Samurai, (skip to the right side), 2nd Krav Maga, 1st Krav Maga, 4th Tarn Viking & 2nd Airborne Elite

Row 3) 2nd Tarn Viking & Syvarris, Raelin the Kyrie Warrior & 1st Airborne Elite, 2nd Samurai & 1st Marro Warrior, Ne-Gok-Sa & Front Zettian Guard, Thorgrim

Row 5) (in the middle) 3rd Marro Warrior

Victory Conditions:

When everything fits back into the box and your significant other stops making exasperated noises, you've won!

Sets/Expansions Used In Scenario

Master Sets: 1